

**JEWSON**

# PURE KITCHENS

*KITCHEN GUIDE 2022/23*





# THE JEWSON DIFFERENCE.

Family life revolves around the kitchen. From early morning breakfast to late night laughs and last minute homework. That's why for over 30 years, Jewson has refined its kitchen offering to provide an unbeatable one stop shop for both trade and public. Whatever your dream kitchen looks like, Jewson has a huge range of kitchens and accessories to suit every budget and taste.



## QUALITY CRAFTSMANSHIP

There's no compromise on quality. Our entire range is as stylish as it is durable. All our kitchens and related accessories will withstand daily life and then some. In fact, we're so confident in the quality of our products, all our kitchens come with a 10-year guarantee.



## FREE DESIGN CONSULTATION

To help you get the most out of your kitchen and budget, we offer free design consultations with our Design Consultants. They will take the time to understand your requirements and design a kitchen that suits your budget and needs.



## KITCHEN SHOWROOMS

See what your dream kitchen looks and feels like in one of nearly 50 kitchen showrooms nationwide.

Find your nearest at [jewsonkitchens.co.uk](http://jewsonkitchens.co.uk)



## BUILD AVIATOR

The pressures of estimating a project can be time consuming and difficult. Build Aviator offers the most effective and comprehensive estimating service available. It provides an accurate and efficient estimate of materials, labour and plant tool hire required, using products that are locally available. This service is extremely beneficial for new-build projects, extensions and existing conversions.

For more information visit [jewson.co.uk/buildaviator](http://jewson.co.uk/buildaviator) or call 03333 321502.

# CONTENTS

Welcome to our new kitchen brand, Pure! You'll find the latest kitchen style and colours as well as the traditional favourites that stand the test of time. We'll help you on every step of the journey from advising on product to inspiring you with kitchen design. Enjoy!

1	DESIGN & PLANNING
3	CONSIDER YOUR LAYOUT
4	DESIGN & QUOTE
5	OUR KITCHEN QUALITY
9	FLEET
19	LEA
33	KENWYN
35	DERWENT
41	WYE
45	NEWTON
49	CONWY
55	TAMAR (PTO)
59	HANDLES
67	SINKS
71	TAPS
75	LIGHTING
77	WIREWORK





Whether you're planning a kitchen refresh, starting again with the family in mind, or building from scratch, follow these three simple steps to make your dream kitchen a reality.



## 1. DESIGN & PLANNING





## **INSPIRATION**

Inspiration is everywhere – and not just in kitchens. Look on Instagram, Pinterest and in magazines. Take photos in restaurants, friend’s kitchens and in shops. If you see something you like, save it and make a mood board (Pinterest is a great online tool for this).



Download the Instagram app or view online at [instagram.com](https://www.instagram.com)



Make an online inspiration board at [pinterest.com](https://www.pinterest.com)



View our range of kitchens at [jewsonkitchens.co.uk](https://www.jewsonkitchens.co.uk)

## **SET YOUR BUDGET**

The early stages of planning your dream kitchen are exciting and understandably so. But it’s important to start with both feet on the ground – with a budget. Have a number in mind and stick to it.

## **HIRE A LOCAL BUILDER**

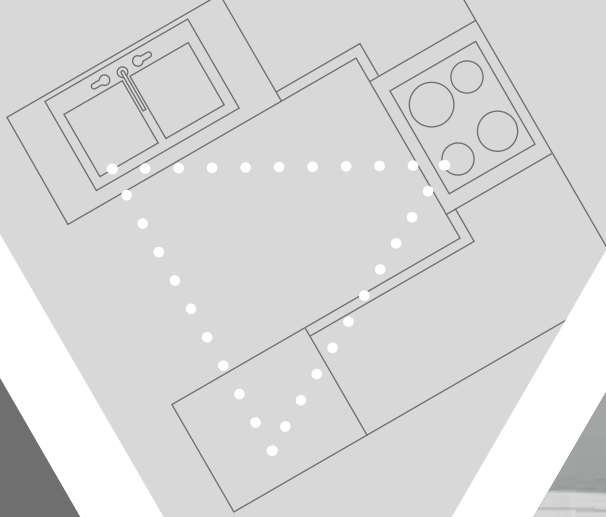
Fitting a kitchen can be tricky, which is why we highly recommend finding a local tradesperson. Their knowledge and expertise will be invaluable.

If you need help finding a professional kitchen fitter ask friends and family, use a recommendation site such as [checkatrade.com](https://www.checkatrade.com) or visit [bikbbi.org.uk](https://www.bikbbi.org.uk) for fitters registered with the British Institute of Kitchen, Bedroom and Bathroom installation.

## **MEASURE**

If you enlist the help of a tradesperson they will do this for you – if not, measure the space your kitchen currently takes up and where it could expand into. Don’t forget to measure doors, walls and windows too. The more measurements you take, the better equipped you are to design a kitchen that suits your specific needs.

**TIP.** Note the position of the plumbing and electrical points. Their location will be the key to planning the layout of your kitchen.



## 2. CONSIDER YOUR LAYOUT

When redesigning your kitchen, think about how you move around it. Where do you plan on having the fridge, sink and cooker? These three areas are where primary tasks are undertaken, therefore it's good to apply the Triangle Concept to your kitchen.

The Triangle Concept is easy to implement. You simply place the fridge, sink and cooker in locations that form the shape of a triangle. Spacing them out equally will allow easy, seamless access to each. It doesn't matter if your kitchen is a galley, U-shape, L-shape or open plan, the Triangle Concept still applies.





Once you have your measurements, decided on a layout and picked a style and accessories, we can bring your idea to life in a 3D, 360° panoramic visual. This will give you an idea of what your kitchen will look like and its practicalities.

**TIP.** Refer to your original budget. Have you gone overboard or is there budget to add in that 'dream' accessory you originally ruled out?



### **3. DESIGN & QUOTE**

#### **FREE DESIGN CONSULTATION**

If you'd like a helping hand in the design, layout and styling of your kitchen, we can provide you with your own personal Design Consultant. They can help you every step of the way. Starting with a visit to your home, they will take measurements, discuss your budget and take the time to understand your wants and needs for the working space. Alternatively, they can work from photographs you supply.

"We can provide you with an itemised quote showing the kitchen units, appliances and accessories."

The next step will be to produce a CAD drawing and high-quality 3D renders of your kitchen, to help you visualise the space. At this stage, your Design Consultant will talk you through current trends and styles, as well as samples to make sure individual aesthetic and practical considerations are all catered for. Once you have decided on your dream kitchen, they will work with you and your kitchen fitter to make the whole process as seamless as possible.



#### **DIRECT TO YOU**

Many of our kitchens are available with free delivery, with those nifty little gadgets and finishing touches available for collection from your local Jewson branch.

# OUR KITCHEN QUALITY

Our product offers an exacting specification from an outstanding kitchen cabinet to doors with stunning painted finishes that stand the test of time. We simply don't compromise on quality!

## CERTIFICATION

Our products are both FSC and FIRA Gold certified, assuring you of both responsible sourcing and the highest quality.




The mark of  
responsible forestry





Colours



White



Ivory



Light Grey



Dust Grey



Oak

# MODERN

If your tastes and fashion sense are of the modern kind then you're in the right place. With slab, J pull and slim frame shaker options, you have a plethora of colours and accessories that our designers will use to create your stunning new kitchen.

- 09 FLEET GLOSS
- 13 FLEET MATT
- 17 FLEET PAINT TO ORDER
- 19 LEA GLOSS
- 25 LEA MATT
- 29 LEA PAINT TO ORDER





# FLEET GLOSS

££££

Fleet creates highly impactful linear kitchens with the option of flowing soft curves in a mirror like gloss finish. The colour palette provides a broad spectrum to ensure there's something for everyone with the 3 grey tones currently a firm favourite.

Door spec:

18mm MDF Slab with sealed and painted edges & matching melamine reverse.



## Colours



Gloss  
Anthracite

Gloss  
Dust Grey

Gloss  
Light Grey

Gloss  
Cashmere

Gloss  
Ivory

Gloss  
White





Featured in main image:  
Fleet Gloss Ivory (Left page)  
Fleet Gloss White (Right page)



Ask us about our wide range of  
wall and floor tiles, laminates  
and luxury vinyl!





Colours



Gloss  
Anthracite

Gloss  
Dust Grey

Gloss  
Light Grey

Gloss  
Cashmere

Gloss  
Ivory

Gloss  
White

# FLEET MATT

££££

Explore the tactile matt finish of Fleet in a palette of 6 colours for a highly fashionable end result! The simplicity of the Fleet door assures you of a timeless choice that's easy to maintain, a great combination for today's busy lifestyles.

Door spec:

18mm MDF Slab with sealed and painted edges & matching melamine reverse.



## Colours



Matt  
Indigo

Matt  
Anthracite

Matt  
Dust Grey

Matt  
Light Grey

Matt  
Cashmere

Matt  
White



Featured in main image:  
Fleet Matt Anthracite (Left page)  
Fleet Matt Indigo (Right page)







Colours



- Matt Indigo
- Matt Anthracite
- Matt Dust Grey
- Matt Light Grey
- Matt Cashmere
- Matt White

# FLEET PAINT TO ORDER

££££

Stand out from the crowd with a matt finished, paint to order Fleet kitchen available in 28 different colours. From neutrals to bold and fashionable blues, the colour palette offers the best selling hues across the UK. Be dramatic with your furniture or your room decoration, the choice is yours!

Door spec:

18mm MDF Slab paint to order matt finish.



## PTO





# LEA GLOSS

££££

Contemporary, minimalist and highly popular, Lea creates a desirable aesthetic in a flawless gloss finish. Choose from 6 colours of the moment that span from light to dark and offer different ambience with the warmth of cashmere to the freshness of white.

Door spec:

22mm MDF J Pull with sealed and painted edges & matching melamine reverse.



Featured in main image:  
Lea Gloss White

## Colours

					
Gloss Anthracite	Gloss Dust Grey	Gloss Light Grey	Gloss Cashmere	Gloss Cream	Gloss White





Featured in main image:  
Lea Gloss Light Grey



#### Colours



Gloss  
Anthracite

Gloss  
Dust Grey

Gloss  
Light Grey

Gloss  
Cashmere

Gloss  
Cream

Gloss  
White



Featured in main image:  
Lea Gloss Cream (Left page)  
Lea Gloss Anthracite (Right page)





Colours



Gloss  
Anthracite

Gloss  
Dust Grey

Gloss  
Light Grey

Gloss  
Cashmere

Gloss  
Cream

Gloss  
White

# LEA MATT

££££

The minimalist design of Lea is available in 7 smooth and soft to touch matt finishes. An array of designer accessories accentuates the contemporary nature of the door with corner posts and shaped end panels becoming beautiful features. From classic white to on trend Fir Green, Lea has something for everyone.

Door spec:

22mm MDF J Pull with sealed and painted edges & matching melamine reverse.



## Colours



Matt  
Indigo

Matt  
Fir Green

Matt  
Anthracite

Matt  
Dust Grey

Matt  
Light Grey

Matt  
Cashmere

Matt  
White







Featured in main image:  
Lea Matt White (Left page)  
Lea Matt Light Grey (Right page)





Colours



Matt Indigo

Matt Fir Green

Matt Anthracite

Matt Dust Grey

Matt Light Grey

Matt Cashmere

Matt White

# LEA PAINT TO ORDER

££££

Embrace the colourful side of your nature with a paint to order choice in Lea. A matt finish in our 28 strong colour palette will create some real kitchen envy amongst your friends.

Door spec:

22mm MDF J Pull paint to order matt finish.



## PTO







# CLASSIC

If you prefer a more classically designed product then we've got it covered. From Wye with its' smooth painted one piece shaker style through to the true timber of Tamar Paint to Order, Classic never looked so good.

- 33 KENWYN
- 35 DERWENT
- 39 DERWENT PAINT TO ORDER
- 41 WYE
- 45 NEWTON
- 47 NEWTON PAINT TO ORDER
- 49 CONWY
- 53 CONWY PAINT TO ORDER
- 55 TAMAR PAINT TO ORDER



Wye White

# KENWYN

££££

Kenwyn creates a modern shaker with its narrow frame width and fashionable colours. It's perfect for all generations.

Door spec:

18mm wrapped MDF with 60mm rails & stiles, smooth matt.



## Colours



Smooth matt  
Indigo

Smooth matt  
Dust Grey

Smooth matt  
Light Grey

Smooth matt  
White







# DERWENT

££££

A classic style in both traditional and contemporary colours, Derwent is a highly popular choice across all ages. The visible grain detail creates the aesthetic of true timber and the availability of a multitude of designer accessories combine for a kitchen look that oozes class.

Door spec:

22mm foil wrapped MDF with 120mm rails & stiles, matt woodgrain effect.



## Colours



Indigo      Fir Green      Anthracite      Dust Grey      Sage Green



Mussel      Cashmere      Light Grey      Ivory      White





Featured in main image:  
Derwent Ivory (Left page)  
Derwent White (Right page)







Colours



Indigo    Fir Green    Anthracite    Dust Grey    Sage Green



Mussel    Cashmere    Light Grey    Ivory    White

# DERWENT PAINT TO ORDER

££££

If 10 colours in Derwent isn't enough then perhaps another 28 will help! Derwent can also be styled both modernly and classically depending on your colour choice and design.

Door spec:

22mm foil wrapped MDF with 120mm rails & stiles, paint to order matt woodgrain effect.



Featured in main image:  
Derwent PTO Chalkstone

## PTO







# WYE

££££

A door style that epitomises "Classic contemporary", Wye is super smooth to touch in a beautiful painted finish. A reduced frame width makes it the ideal choice if you've got a liking for style that combines modern and classic.

Door spec:

18mm MDF with 88mm rails & stiles plus matching melamine reverse



## Colours



Smooth Painted Indigo    Smooth Painted Anthracite    Smooth Painted Dust Grey    Smooth Painted Light Grey    Smooth Painted Ivory    Smooth Painted White





Soft close  
drawers and  
doors as  
standard

Featured in main image:  
Wye White (Left page)  
Wye Light Grey (Right page)





Colours



Smooth Painted  
Indigo

Smooth Painted  
Anthracite

Smooth Painted  
Dust Grey

Smooth Painted  
Light Grey

Smooth Painted  
Ivory

Smooth Painted  
White



# NEWTON

££££

Newton takes classical timber materials and combines them with a contemporary frame style and on trend colours. Newton really does have something for everyone!

Door spec:

20mm real timber with 60mm rails & stiles, matt painted.



## Colours



Indigo

Dust Grey

Light Grey

Ivory







# NEWTON PAINT TO ORDER

££££

Newton is also available in 28 paint to order colours including an array of trending blue and green tones.

Door spec:

20mm real timber with 60mm rails & stiles, paint to order.



Featured in main image:  
 Newton PTO Onyx Grey (Left page)  
 Newton PTO Fir Green (Right page)

## PTO





# CONWY

££££

Indulge yourself in the beauty of true timber with the classic Oak hue and 6 more painted colours that still offer grain definition. Quality and timeless, Conwy is both fashionable and an investment.

Door spec:

20mm real timber with 93mm rails & stiles, matt painted/lacquered Oak.



Featured in main image:  
Conwy Fir Green

## Colours



Oak

Indigo

Fir Green

Dust Grey

Light Grey

Mussel

Ivory








Featured in main image:  
Conwy Dust Grey (Left page)  
Conwy Mussel & Oak (Right page)



We can quote for a wide range of wall and floor coverings, just ask your designer for details.



Colours



Oak Indigo Fir Green Dust Grey Light Grey Mussel Ivory

# CONWY PAINT TO ORDER

££££

Make your timber kitchen even more special by choosing a paint to order option. Trending blues and greens make a designer statement, or choose a neutral hue for a more understated look.

Door spec:

20mm real timber with 93mm rails & stiles, paint to order.



## PTO





# TAMAR PAINT TO ORDER

££££

Consider the ultimate in traditional styling with Tamar, additional beading on the door frame and a vast array of traditional designer accessories. Available in our 28 paint to order colours.

Door spec:

20mm real timber with internal beading, paint to order.



Featured in main image:  
Conwy PTO Light Grey

## PTO







Soft close  
drawers and  
doors as  
standard

# CUSTOMISE YOUR KITCHEN

Now it's time for some true customisation as you combine your taste in finishes, sizes and practicality to perfect your new kitchen.

- 59 HANDLES
- 67 SINKS
- 71 TAPS
- 75 LIGHTING
- 77 WIREWORK



Take your pick from a collection of designs, finishes and sizes to complement or contrast with your chosen furniture. A handle can transform a door's appearance so don't rush and enjoy the depth of choice.



## HANDLES



Derwent Indigo with Carey and Epsom antique copper handles





## CLASSIC HANDLES

Our classic selection features ornate designs and an array of finishes to provide a genuine alternative to the ever popular chrome.

### ACORN



matt nickel

matt gold

pewter

antique bronze

### VIOLET polished chrome



### DISC



polished chrome


matt nickel

matt gold

pewter

antique bronze

### RADIUS polished chrome



Tamar Paint to Order Indigo  
with Carey and Aldrin  
polished chrome handles

### ALDRIN




matt nickel

polished chrome

antique bronze

### ORBIT




polished chrome

matt nickel

antique bronze

### EPSOM







polished chrome

matt nickel

antique bronze

antique copper





Conwy Paint to Order Anthracite with Sen Cup and Pure brushed satin brass handles



1. Disc polished chrome
2. Epsom polished chrome
3. Orbit polished chrome
4. Sen Cup polished chrome
5. Pure polished chrome
6. Aldrin polished chrome
7. Radius polished chrome
8. Benson polished chrome
9. Contour polished chrome
10. Berry brushed steel
11. Violet polished chrome
12. Board brushed steel

# MODERN HANDLES



Many of our modern handles have more than one size option meaning your handle can be a subtle addition or a focal point. Linear, curved and different finishes, ensure there's something for everyone.







Fleet Matt Anthracite with Block End brushed steel handles





Newton Indigo with Dyson antique copper handle

### KNURLED KNOBS & HANDLES



brushed satin nickel



brushed satin brass



matt black



brushed satin nickel



brushed satin brass



matt black

Knurled bar handles and matching knobs in matt black, brushed satin brass and brushed satin nickel



SAMPSON



matt nickel



matt gold



graphite

EXCEL



matt nickel



matt gold



matt black

BOND



polished chrome



brushed steel



matt gold



antique bronze



graphite



Fleet Gloss White with Lip 50 matt black handle

LIP HANDLES



LIP 50 polished chrome



LIP 100 polished chrome



LIP 200 polished chrome



LIP 50 matt black



LIP 100 matt black



LIP 200 matt black

We've got everything you need including the kitchen sink! Choose from a variety of materials, bowl options and designs to make sure your time at the sink is lovingly spent.

Lea Matt Anthracite  
with Matrix sink & Althia tap



## SINKS







TRYDENT  
Bowl & half sink



TRYDENT  
Single bowl sink



NERON  
Bowl & half sink



NERON  
Single bowl sink



IXIS  
Bowl & half sink



IXIS  
Single bowl sink



MATRIX RH  
Bowl & half sink  
Undermount / low profile



MATRIX LH  
Bowl & half sink  
Undermount / low profile



MATRIX  
Single bowl sink  
Undermount / low profile



QUARRY  
Bowl & half sink  
Undermount

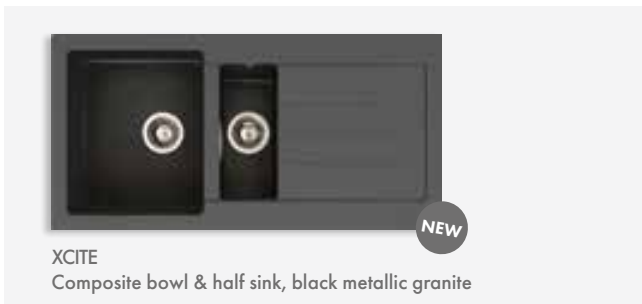


STEAM  
Single bowl sink  
Undermount

# SINKS STAINLESS STEEL

# SINKS COMPOSITE

Go for a modern composite sink for a durable and stylish option that contrasts or coordinates with your kitchen finishes.






Wye White with Belfast ceramic sink

# SINKS CERAMIC

The ultra hygienic, classical choice of a ceramic sink adds a touch of class to your kitchen.



Choose a tap to complement your sink and to reflect your design ethos. Modern or classic, single or twin lever and choice of finish are your main considerations here.



## TAPS







BROCK  
Chrome



ALTHIA  
Brushed brass



ALTHIA  
Chrome



FRACTION  
Chrome



PRIME  
Chrome



FRACTION  
Matt black



SEVERN  
Chrome



FRACTION  
Brushed brass



ALTHIA  
Matt black



SPEY  
Chrome & black

## TAPS SINGLE LEVER

# TAPS DUAL LEVER

Dual levers add a user friendly practicality without compromising on style. We've got 16 options for you to choose from in 6 finishes.



RISSELE  
Chrome



BECK  
Chrome



LUDLOW  
Chrome



BECK  
Brushed nickel



LUDLOW  
Antique bronze



LINEAR FLAIR  
Brushed steel



LINEAR FLAIR  
Chrome



GLOBE  
Chrome

NEW



GLOBE  
Matt black

NEW



EDEN  
Matt black

NEW



GLOBE  
Brushed brass

NEW



EDEN  
Chrome

NEW



PICO QUAD  
Chrome

NEW



OUSE  
Chrome

NEW



PICO QUAD  
Brushed steel

NEW



TYNE  
Chrome

Lighting in a new kitchen isn't a finishing touch, it's an essential! Whether you need mood or task lighting, every option utilises environmentally friendly LED technology to help your new kitchen sparkle, economically.



## LIGHTING



ZORA  
Round plinth light




ORLI  
Square plinth light



LUKAN  
LED downlight



FAVEN  
LED under cabinet light



KIRAN  
LED downlight



SASKIA  
LED strip light



AURORA  
LED tube lighting




ALL LIGHTS ARE SUPPLIED WITH DRIVERS WHERE REQUIRED AS STANDARD.



Choose from 2 finish options and an array of sizes and concepts to make your kitchen even more accessible and add in some wow factor!



## WIREWORLD



# LARDER PULL OUTS

Kitchen larder units utilise the height of your room to maximise your storage space. Use a pull out larder to make that space more easily accessible.



This larder opens separately for easy access.

## TOWER PULL OUT

- Anthracite 500mm
- Metallic Grey 500mm & 600mm



This pantry attaches to the door to open as a complete unit.

## TALL LARDER PULL OUT

- Anthracite 300mm
- Metallic Grey 300mm & 400mm



These baskets open individually at different levels for simple usability.

## SINGLE PULL OUT BASKETS

- Chrome 300mm, 400mm, 500mm, 600mm, 800mm & 1000mm

# CORNER PULL OUTS

Consign problematic and difficult to access corners to the past with one of our great solutions



REVOLUTION PULL OUT SHELVES

● Anthracite ● Chrome



CORNER PULL OUT

● Anthracite ● Chrome



3/4 CAROUSEL WITH 2 BASKETS

● Chrome



1/2 CAROUSEL WITH 2 BASKETS

● Chrome



# BASE PULL OUTS

## 300 BASE PULL OUT

- Anthracite 300mm
- Chrome 300mm



## 150 BASE PULL OUT

- Anthracite 150mm
- Chrome 150mm




## 150 TOWEL RAIL

- Chrome 150mm



# DRAWER SOLUTIONS

Ensure both your cutlery and practical necessities have homes to be proud of with our drawer solutions. Our clever under sink pull out also ensures no valuable storage space is wasted.



UNDER SINK PULL OUT

● Chrome  
1000mm



CARBON CUTLERY TRAY

● Anthracite  
500mm, 600mm, 800mm, 900mm, 1000mm



SCOOP CUTLERY TRAY

● Soft Grey  
400mm, 500mm, 600mm, 800mm, 900mm, 1000mm



# SMART LARDER

Combine drawers with a larder to maximise storage and access. Glass sides make it even easier to see what you've put in there!



# WASTE SOLUTIONS

Ensure that you maximise the floorspace of your new kitchen by integrating waste into your cabinetry. Our bins pull out with your door and have segregated recycling options, providing both ergonomic and environment benefits.



BLOCK 2.0 PULL OUT BIN  
400mm



BLOCK 2.0 PULL OUT BIN  
500mm



BLOCK 2.0 PULL OUT BIN  
600mm



Block 2.0 Pull Out Bin, 500mm



# JEWSON SHOWROOMS

## **ABERDEEN**

1 Stell Road  
Aberdeen  
AB11 5QR  
01224 587399

## **BRIDGEND**

Kingsway  
Bridgend  
CF31 3RY  
01656 653674

## **BRIDPORT**

Fairfield  
Bridport  
DT6 3PD  
01308 423651

## **BRISTOL**

Keynsham Broadmead Lane  
Bristol  
BS31 1SA  
0117 9861818

## **BURY ST EDMUNDS**

Cratfield Road  
Bury St Edmunds  
IP32 7DF  
01284 702562

## **COLEFORD**

Tufthorn Industrial Estate  
Coleford  
GL16 8PJ  
01594 832276

## **CONGLETON**

Newcastle Road  
Congleton  
CW12 4HD  
01260 272272

## **DEREHAM**

Greens Road  
Dereham  
NR20 3TG  
01362 692166

## **DISS**

Victoria Road  
Diss  
IP22 4GQ  
01379 643531

## **EVESHAM**

St Richards Road  
Evesham  
WR11 1AB  
01386 442501

## **EXETER**

Kestrel Way  
Exeter  
EX2 7LA  
01392 252251

## **FAKENHAM**

Dereham Road  
Fakenham  
NR21 7JX  
01328 851451

## **FARNHAM**

Farnham Trading Estate  
Farnham  
GU9 9NS  
01252 724224

## **FLITWICK**

Maulden Road  
Flitwick  
MK45 5BT  
01525 713811

## **GODALMING**

Chalk Road  
Godalming  
GU7 3HH  
01483 414682

## **GLASGOW GOVAN**

92-114 Helen Street  
Govan  
Glasgow G51 3NZ  
0141 425 1158

## **GREAT YARMOUTH**

Boundary Road  
Great Yarmouth  
NR31 0JY  
01493 657721

## **HENLEY-ON-THAMES**

99 Reading Road  
Henley-on-Thames  
RG9 1BY  
01491 574321

## **HEREFORD**

Canal Wharf  
Canal Road  
Hereford HR1 2EB  
01432 272276

## **HULL SUTTON FIELDS**

Rotterdam Road  
Hull  
HU7 0XU  
01482 826123

## **IPSWICH**

Greyfriars Road  
Ipswich  
IP1 1UP  
01473 231231

## **ISLE OF WIGHT**

Trafalgar Road  
Newport  
PO30 1RT  
01983 525111

## **LEEDS**

Old Mill Business Park  
Gibraltar Island Road  
Hunslet  
LS10 1RJ  
0113 2702717

## **LEISTON**

8-10 Abbey Road  
Leiston  
IP16 4RD  
01728 830123

## **LOWESTOFT**

Belvedere Road  
Lowestoft  
NR33 0PU  
01502 566411

## **LYTHAM ST ANNES**

Kilnhouse Lane  
Lytham St Annes  
FY8 3DT  
01253 726831

## **MARGATE**

Unit 1 Tivoli Brooks  
Margate  
CT9 5TB  
01843 290222



# JEWSON SHOWROOMS

## **NORWICH**

Newmarket Road  
Norwich  
NR4 6UE  
01603 503955

## **ORKNEY**

Grainshore Drive  
Kirkwall  
Orkney KW15 1GG  
01856 888321

## **OXFORD**

3 Lamarsh Road  
Oxford  
OX2 0HF  
01865 249821

## **PEMBROKE**

Station Road  
Pembroke  
SA71 4AH  
01646 682288

## **PENZANCE**

1 Jelbert Way  
Penzance  
TR18 3AS  
01736 333123

## **REDRUTH**

Agar Road  
Redruth  
TR15 3ED  
01209 213030

## **ROYSTON**

Orchard Road Industrial Estate  
Royston  
SG8 5HA  
01763 241561

## **SCARBOROUGH**

Brook Street  
Scarborough  
YO12 7AB  
01723 363441

## **SHREWSBURY**

Featherbed Lane  
Shrewsbury  
SY1 4PR  
01743 465832

## **ST AUSTELL**

Manfield  
Way St Austell  
PL25 3HQ  
01726 73333

## **STORNOWAY**

Parkend Industrial Estate  
Sandwick  
Isle of Lewis HS2 OAN  
01851 705151

## **STRATFORD UPON AVON**

Wharf Road, Avon Industrial Estate,  
Stratford-upon-Avon,  
CV37 0AD  
01789 296211

## **TORQUAY**

Lymington Road,  
Torquay  
TQ1 4AS  
01803 314100r

## **WATTON**

Norwich Road Industrial Estate  
Watton  
IP25 60F  
01953 881221

## **WEYMOUTH**

Cumberland Drive  
Granby Industrial Estate  
Weymouth DT4 9TB  
01305 786611

## **WIMBORNE**

120 Wimborne Road  
Wimborne  
BH21 2DT  
01202 842000

## **WOODBIDGE**

Sun Lane  
Woodbridge  
IP12 1EG  
01394 385855

## **YORK**

Green Lane Trading Estate  
Clifton  
York YO30 5PY  
01904 691226

# LONDON

## **FULHAM**

Baltic Sawmills  
Carnwath Road  
Fulham SW6 3DS  
020 7736 5511

## **WALTON-ON-THAMES**

Terrace Road  
Walton-on-Thames  
KT12 2ST  
01932 267774

## **KILMARNOCK**

**COMING SOON - AUTUMN 2022**

# CONDITIONS OF SALE KITCHENS

Our conditions of sale are designed to help ensure the planning of your new kitchen goes as smoothly as possible. If you have any further queries about our service or require a full set of our conditions of sale, please contact your local showroom.

A design fee may be charged when you book an appointment. This will be deducted from the final balance. Once you have accepted the estimate, we'll confirm the expected delivery and installation dates.

## Your kitchen is unique to you:

Each kitchen is made to order. The illustrations, drawings and dimensions in our catalogues are intended as a guide only. When your estimate is produced, it is your responsibility to ensure that the information and specifications it contains meet your requirements.

## Building work:

If you are having any building work carried out as part of your kitchen project, this must be completed before we can undertake a site visit. New kitchens cannot be installed in a damp or freshly plastered space.

## Timescales:

The time needed to plan and install a kitchen varies from home to home. The ordering timescales we provide are a guide only. We will keep you informed of the progress of your kitchen.

## Delivery:

Your kitchen units can be delivered to your local branch for either collection or delivery (additional charges may apply). If you choose to have your units delivered – you will be advised of the delivery date by your Design Consultant. This may involve you having to store them for a day or so until installation commences. Your appliances, accessories and worktops may be delivered separately during the week of your kitchen installation.

## From date of delivery:

Customers have 5 business days to report damaged goods, 14 business days to report incorrectly supplied goods, 28 business days to report incorrectly ordered goods, after this point they cannot be accepted.

**Installation: Installing a kitchen is a skilled job. Whilst we will endeavour to support your fitter and get your kitchen complete during the planned installation period, remedial work may be required. Your fitter may make several return visits to your home in order to complete your kitchen.**

## Specialist worktops:

To ensure a perfect fit, specialist worktops such as Granite and Corian are fitted after the main kitchen is fitted. Lead times for specialist worktops can range from two to eight weeks depending on the material chosen. Once the specialist worktops have been manufactured, the specialist installer will return to fit them.

**Payment: Non credit account customers are to pay a 35% non-refundable deposit on acceptance of our estimate.**

The balance will be payable two weeks before the delivery day. We accept payment by Switch, Delta, Mastercard, Visa, cash or cheque. Payment for 48hr/10 Day painted kitchens to be made in full at

time of purchase. Prices are valid for 30 days from the dates shown on your estimate.

## Colours and designs:

Due to photographic and printing processes some colours may not be a true representation of the product. Please see sample for actual colour. It may be necessary for us to change designs and specifications without prior notice.

## Natural materials:

Wood furniture that uses wood components or wood veneers will display natural grain and colour characteristics that may vary from what is featured in showroom displays and photographs. We cannot supply specially matched components.

**Granite and other naturally occurring stone worktops** will also display colour variations and may not match shop-floor samples exactly.

## 10 year guarantee:

Our kitchen furniture shown in this brochure comes with a 10 year guarantee. For a full copy of our guarantee, please contact your local Showroom.

## Kitchen care instructions

Our Kitchens are for use in a domestic kitchen environment only. Please note your guarantee may be adversely affected if used for non-general domestic environments. With the appropriate care and maintenance our kitchens are designed to provide many years of reliable service.

## General kitchen care:

If using glass cleaner to clean your glass doors be careful not to damage the finish of the door and cabinet parts while cleaning. Do not spray glass cleaner directly on to the glass or cabinet parts as this may discolour the finish of your kitchen cabinets. Instead, spray a small amount of cleaner onto a lint free cloth or paper towel then wipe the glass.

Always wipe off excess moisture and be careful with extreme heat/steam sources, such as kettles, ovens and toasters. It is recommended that these heat/steam sources are not placed directly under wall units when they are in use; they generate a higher level of heat and moisture than is often appreciated and can quickly and easily lead to damage of the furniture.

Don't open the door of the dishwasher immediately after the programme has ended, as exposure to heat and the high humidity increases the risk that the worktop or door may absorb moisture and swell.

**As with all kitchen furniture the most common problems found occur as a result of excessive or prolonged exposure to heat and/or moisture. Always ensure that water is not left around sink areas as damage caused as a result is not covered by the guarantee. Never overload drawers or shelves. Please note that after a period of time it is quite normal for the colouring of kitchen units to mellow in colour. This is not a manufacturing fault and is a result of exposure to light. This means that any additional parts subsequently ordered for your kitchen, or supplied as replacements under warranty may not be an exact colour match.**

The colour of doors and drawer fronts may appear mismatched in colour. This apparent mismatch is sometimes the effect of differing light conditions within your kitchen, (known as metamerism). To check your

doors and fascia you should place them side by side in natural daylight for comparison.

## Care for solid wood and/or veneered kitchens

Dust kitchen cabinets with a soft lint free cloth. You can dampen the cloth slightly with water or a spray-type dust remover. Do not spray directly on to the kitchen furniture. Wipe dry all surfaces after cleaning. Avoid any agents that contain ammonia, alcohol, bleach or an abrasive.

Clean up spillages immediately using a damp cloth and mild detergent if necessary. Wipe dry with a clean soft cloth. Don't forget to wipe under the base cabinets and the edges of the cabinet doors.

Never use strong detergents, soap pads or steel wool on your kitchen cabinets. These harsh abrasives will mark the finish. Additionally we recommend that you avoid the use of paste wax and polishes as the build up is difficult to remove and can leave a residue.

Avoid excessive, prolonged exposure to direct sunlight, high temperatures and high humidity as these can cause damage to the finish of your cabinet.

## Care for laminate, melamine and vinyl kitchens:

Periodically clean the interior and exterior surfaces of the door using a soft, damp cloth. Wipe dry all surfaces after cleaning. Use only cleaning agents that are intended for the materials used in your kitchen. Avoid any agents that contain ammonia, alcohol, bleach or an abrasive.

Clean up spillages immediately using a damp cloth and mild soap if necessary. Wipe dry with a clean soft cloth. Don't forget to wipe under the base cabinets and the edges of the cabinet doors.

Never use detergents, soap pads or steel wool on your kitchen cabinets. These harsh abrasives will mark the finish of your kitchen cabinets.

Avoid excessive, prolonged exposure to direct sunlight, high temperatures and high humidity as these can cause damage to the finish of your kitchen furniture.

## Care for paint to order kitchens

It is important that all painted surfaces are handled with care. Our painted products are finished to a very high standard and if treated with the care and attention required they will provide many years of reliable service.

With all of the ranges, the kitchen units are a piece of furniture, and should be treated as such. Treat the kitchen doors with the same care and attention as you would any other hand-finished/painted item of furniture in your home.

The kitchen should be cleaned using a clean lint-free damp cloth with mild household detergent. Any form of furniture polish or other cleaning products should be avoided. Never use any abrasive pads or abrasive cleaners on the furniture. Spills and condensation on either the carcass or the fascias/panels should be cleaned and dried immediately.

## Installation instructions

Installation is only to be carried out by a competent person. Check the suitability of the wall/ceiling before installation commences.

Check that the fastening devices will withstand the forces generated.

**FAILURE TO FOLLOW THESE INSTRUCTIONS MAY INVALIDATE YOUR GUARANTEE.**

# CREATING YOUR DREAM KITCHEN

1. Design your kitchen in the space below
2. Visit your local showroom
3. Discuss your ideas/dreams with our qualified showroom team
4. Arrange a home visit
5. Complete your dream kitchen

A large grid of graph paper, consisting of 30 columns and 30 rows of small squares, intended for drawing a kitchen layout.







2022

This brochure is the intellectual property of Saint-Gobain Building Distribution Limited, Trading as Jewson.

Registered Office: Saint-Gobain House, Binley Business Park, Coventry CV3 2TT

Jewson cannot be held responsible for its content or for any errors or omissions. The colours and finishes are as accurate as possible within the limitations of printing. In the interest of continuing design, development and product improvements, colours designs and specifications may change without prior notice. All dimensions are nominal. This brochure is an invitation to treat and does not form part of a contract of sale A&OE.

Registered in England, Company Registration Number: 01647362

JSN1780

A Saint-Gobain brand



JewsonUK



@Jewson



JewsonUK

[jewsonkitchens.co.uk](http://jewsonkitchens.co.uk)

